




HIGHER FREQUENCY



EVENT DOME PRICING

For Sales, Rentals and Projection Theaters

sales@pacificdomes.com

541-488-7737

Table of Contents

- Event Dome Pricing.....1
- Projection Domes.....2
- Rentals.....3
- Setup and Strike.....4
- Skylight Roof or Bay Window.....5
- Extra Doors.....6
- Fabric Description.....7
- Printed Graphics.....8
- Frame Upgrade.....9
- Powder Coated Frames.....10
- Flooring.....11
- Heating and Cooling.....12
- Frames Only.....13
- Covers Only.....14

Event Dome Pricing



Purchase Price

Frame: Standard galvanized steel frame with hardware

Cover: Event cover

Door: Round doors with reinforcement hoop

Anchor plates: Hardware for any type of surface

Dome Care Manual: Includes care and assembly instructions

Dome Size	Eventlite Fabric	Event Vinyl & Blackout Vinyl	Upgrade to Suspended Cover
16' (5m) Tall	\$6,500	\$9,500	\$2,000
20' (6m)	\$8,500	\$12,500	\$2,000
24' (7m)	\$10,000	\$15,000	\$3,000
30' (9m)	\$12,500	\$20,000	\$3,500
36' (11m)	\$17,500	\$29,000	\$6,500
44' (13m)	\$27,000	\$42,000	\$8,000
50' (15m)	\$33,000	\$54,000	\$8,000
60' (18m)	\$39,500	\$66,500	\$8,500
70' (21m)	\$51,000	\$81,000	\$14,000
90' (27m)	\$97,000	\$156,000	\$14,000
120' (37m)	\$214,000	\$380,000	Call for Quote

Projection Domes



Projection Dome Package Includes:

Frame: Standard galvanized steel tube frame with hardware

Projection System: Cover, Interior Projection Liner, Theater Curtain, Negative Pressure System

Anchoring: Hardware for any surface


Doors: Round with Reinforcement Hoops

Instructions: Dome Care Manual & assembly instructions

Dome Size	Projection Dome
16' (5m) Tall	\$19,000
20' (6m)	\$24,000
24' (7m)	\$28,500
30' (9m)	\$36,500
36' (11m)	\$50,000
44' (13m)	\$67,500
50' (15m)	\$85,000
60' (18m)	\$104,000
70' (21m)	\$125,500
90' (27m)	\$220,500
120' (37m)	\$524,000

Prices do not include Shipping and Handling, Dome Assembly or Projection Services

Due to fluctuations in material costs, prices are subject to change without notice. All prices are in US Dollars.



Rentals (Per Day)

Dome Size	Eventlite	Vinyl or Blackout	Upgrade to Suspended Cover
16' (5m) Tall	\$900	\$1,500	\$900
20' (6m)	\$1,500	\$2,000	\$1,500
24' (7m)	\$1,500	\$2,500	\$1,500
30' (9m)	\$2,000	\$3,000	\$1,500
36' (11m)	\$2,500	\$4,000	\$3,000
44' (13m)	\$4,000	\$6,500	\$3,500
50' (15m)	\$4,300	\$7,000	\$3,500
60' (18m)	\$5,500	\$9,000	\$3,500
70' (21m)	\$7,000	\$11,000	\$5,000
90' (27m)	\$14,000	\$22,500	\$5,000
120' (37m)	\$30,500	\$54,500	\$43,000

The above pricing includes Event Dome Packages but does not include shipping and installation. Call for Dome availability.

Due to fluctuations in material costs, prices are subject to change without notice. All prices are in US Dollars.



Setup and Strike

Prices include trained staff members to help with setup and strike.


Prices do not include shipping, equipment, travel or accommodations for staff.

Prices may vary according to variable conditions (weather, access, and time constraints).

If ground is unsuitable for standard anchoring there may be additional charges.

Additional equipment may be required.

Dome Size	Price	Staff	Equipment*
16' (5m) Tall	\$2,500	1	12 ft material lift
20' (6m)	\$3,000	1	12 ft material lift
24' (7m)	\$4,000	1	18 ft material lift
30' (9m)	\$5,000	2	18 ft material lift
36' (11m)	\$7,000	2	8k reach fork
44' (13m)	\$15,000	3	10k reach fork
50' (15m)	\$16,500	4	10k reach fork
60' (18m)	\$17,500	4	10k reach fork
70' (21m)	\$19,500	6	60 ton crane
90' (27m)	\$89,500	8	100 ton crane
120' (37m)	\$218,000	16	350 to 500 ton crane



Skylight Roof or Bay Window

A Bay Window can be added to your Event Dome for no extra charge. A Skylight Roof is an upgrade.

Due to fluctuations in material costs, prices are subject to change without notice. All prices are in US Dollars.



Extra Doors

Our Event Domes come with one or more round doors depending on the dome size. Our 16 to 24ft. diameter has 1 door. Our 30 to 44ft. dome has 2 doors. Our 60 to 70ft. dome has 3 doors. Our 90 to 120ft. dome has 5 doors. Extra doors may be required depending on expected occupancy. Pre-hung door openings are optional.



Door Options

Pre-hung Door Opening (does not include door)

Double Pre-hung Door Opening (does not include door)

Extra Round Door

Extra Round Door for 60' Dome

Price

\$900

\$1,500

\$2,000

\$3,000

Call for pricing on larger domes

Due to fluctuations in material costs, prices are subject to change without notice. All prices are in US Dollars.



Fabric Description

Event-Lite is lightweight for ease of setup, and perfect for night time digital projections. This translucent fabric allows images to be seen both inside and outside the Dome. The Event-Lite is 100% Coated Polyester, 7 oz. /sq. yard, fire retardant, water/mildew resistant and available in many colors. This fabric has a matte finish.

Event-Vinyl is extremely durable and perfect for long term outdoor events. Logos and branding can be applied to Event-Vinyl using removable appliques or inkjet printing. Event-Vinyl is a vinyl coated Polyester, 17 oz. /sq. yard, fire retardant, water proof, mildew/UV resistant and available in many colors.

Blackout-Vinyl is used for projection theaters. It is a vinyl coated Polyester, 24 oz. /sq. yard, fire retardant, water proof, mildew/UV resistant and available in many colors.



Printed Graphics

Pacific Domes offers custom digital printing on the interior or exterior of your dome. Our design team is available to ensure maximum impact for all custom designs. Our sales team must quote each job specifically due to graphic variations.

Digital Printing on Dome Cover:

Design & Layout Charge - \$120 per hour (minimum charge \$1000)

Estimate Required

Prices may vary depending on supplied graphics

Die-Cut Vinyl Graphics:

Performance vinyl applied graphics

Estimate Required

Prices may vary depending on supplied graphics

Vector or 300+ dpi raster format required for best quality.

Printed Vinyl Applied Graphics:

High performance vinyl graphics

Estimate Required

Prices may vary depending on supplied graphics

Vector or 300+ dpi raster format required for best quality.

Due to fluctuations in material costs, prices are subject to change without notice. All prices are in US Dollars.



Frame Upgrade

Our Domes are engineered for both internal and external weight loads. They can support any lighting and sound equipment, or performing artists. We offer an in-house structural analysis upon request. A larger tubing diameter may be required for permitting. Add the below prices to the Dome Package pricing as needed. Call for a calculation of recommended tubing.

Tubing Diameter	Burly 1.6"	Extreme 1.9"	Upgraded Multi-Purpose Anchors
16' (5m) Tall	\$1,000	\$2,000	\$2,000
20' (6m)	\$2,000	\$3,000	\$2,000
24' (7m)	\$2,000	\$3,000	\$2,000
30' (9m)	\$2,500	\$4,000	\$2,500
36' (11m)	\$4,000	\$7,000	\$3,000
44' (13m)		\$4,000	\$4,000
50' (15m)		\$4,000	\$4,000
60' (18m)			\$4,000
70' (21m) Upgrade from Burly			\$4,000

Larger size domes are at maximum tubing diameter



Powder Coated Frames:

With many colors to choose from, powder coating is a quality and colorful finish available for your dome frame. These colors will not fade or chip. Gold, copper and other metallic colors are also available.

Frame Size	Premium Colors	Metallic Colors
16' (5m) Tall	Call for pricing	Call for pricing
20' (6m)	Call for pricing	Call for pricing
24' (7m)	Call for pricing	Call for pricing
30' (9m)	Call for pricing	Call for pricing
36' (11m)	Call for pricing	Call for pricing
44' (13m)	Call for pricing	Call for pricing
50' (15m)	Call for pricing	Call for pricing
60' (18m)	Call for pricing	Call for pricing
70' (21m)	Call for pricing	Call for pricing
90' (27m)	Call for pricing	Call for pricing
120' (37m)	Call for pricing	Call for pricing

Call a sales associate for Powder Coating Pricing for larger frame sizes.



Flooring (Using Supa-Trac®)

The Supa-Trac® panels are designed for strength and durability. The joints are heavy and when locked together they spread the weight load to all adjoining panels. This method of weight distribution increases the load capacity of each panel exponentially.

Please contact a sales representative for pricing - (541) 488-7737

Heating & Cooling



HVAC

The volume of each dome size is listed below for calculating the air conditioning unit required. Please note that it is always 10 degrees warmer inside of the dome than outside.

Dome Size	≈ Volume in Cubic Feet
16' (5m) Tall	1,900
20' (6m)	2,600
24' (7m)	4,500
30' (9m)	7,000
36' (11m)	14,250
44' (13m)	22,290
50' (15m)	32,700
60' (18m)	56,500
70' (21m)	92,450
90' (27m)	192,000
120' (37m)	459,900

Frames (without cover)



Frame package includes: galvanized steel frame with hardware and small event anchor plates for staking to earth. Anchors can be upgraded to multi-purpose plates. Standard tubing is adequate except in areas with snow load or if permitting is required.

	Standard	Burly	Extreme
Tubing Diameter	1.3	1.6	1.9
16' (5m) Tall	\$2,500 *	\$3,000	\$4,000
20' (6m)	\$3,000 *	\$4,500	\$5,500
24' (7m)	\$3,500 *	\$5,000	\$6,500
30' (9m)	\$4,500 *	\$7,000	\$8,500
36' (11m)	\$7,000 *	\$11,000	\$14,000
44' (13m)		\$12,400	\$17,500
50' (15m)		\$14,500	\$20,500
60' (18m)			\$24,000
70' (21m)			\$26,000 *
90' (27m)	2.875 min. tubing required for engineering:		
120' (37m)	2.875 min. tubing required for engineering:		

* Due to fluctuations in material costs, prices are subject to change without notice. All prices are in US Dollars.

Covers (without frame)



You can purchase your cover separate from the frame if you already have a frame, wish to build your own frame or need a re-skin for your dome. The prices below are for purchasing the cover without the frame.

Dome Size	Eventlite	Vinyl or Blackout
16' (5m) Tall	\$4,500	\$7,000
20' (6m)	\$5,500	\$9,500
24' (7m)	\$6,500	\$11,500
30' (9m)	\$8,500	\$16,500
36' (11m)	\$11,000	\$22,000
44' (13m)	\$14,000	\$28,500
50' (15m)	\$17,500	\$38,000
60' (18m)	\$21,000	\$48,000
70' (21m)	\$24,500	\$56,000
90' (27m)	\$37,000	\$95,500
120' (37m)	\$88,500	\$256,000